



## The Little Green Thumbs Teacher Portal has launched in 2018!

The LGT Teacher Portal will be the home-base of the Little Green Thumbs program, an exclusive digital hub of online learning resources, growing information, troubleshooting support, teacher order forms, program updates and inspiration.

Simply log-in at the [www.LittleGreenThumbs.org](http://www.LittleGreenThumbs.org) website, through the link in the top right corner called "Teacher Log-in". Once you log-in, you will find your personal teacher dashboard with program updates, notifications and available program order forms.



Note: we are not sending USBs this year, as everything you need can be found in the Teacher Portal.

The LGT teacher portal will host centralized program information, troubleshooting and learning resources, vetted by learning professionals to ensure accuracy.

### What you will find on the online Teacher Portal:

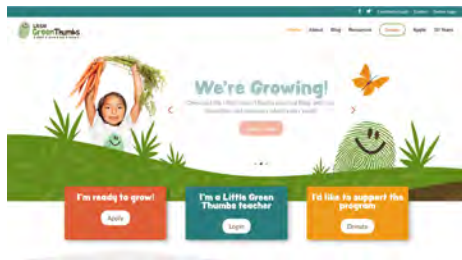
- **Program Information** – Access important program information such as program overview and FAQs, as well as teacher surveys, order forms and notifications from coordinators.
- **Set-up and Safety Information** – Find guides and videos to support you through set-up and take down of your LGT garden and vermicomposting bin
- **Core Resources** – Digital copies of all LGT core resources, such as the LGT song, teacher's manual, letters to administrators and more!
- **Growing Information** – Find growing tips, best practices and a detailed growing time line of what to expect at each stage in the garden.
- **Troubleshooting** – Find basic troubleshooting support, control methods for pests and a help ticket to contact your local coordinator directly.
- **Learning Resources** – Find teaching resources such as activities and lesson plans, as well as a teaching time-line, guiding you through 'big ideas' in the garden. Find guidance on how to incorporate specific learning themes, such as water, soil, inquiry-learning, environmental learning into your garden, as well as ideas to integrate core subjects, such as math, science and language arts.
- **A Searchable Resource Library** – Find a library of resources, filterable by grade, subject and topic. These will include LGT resources, as well as vetted resources from the web.

Don't forget to join the Little Green Thumbs Facebook group called "Little Green Thumbs Teacher Group", to connect with your Little Green Thumbs community!



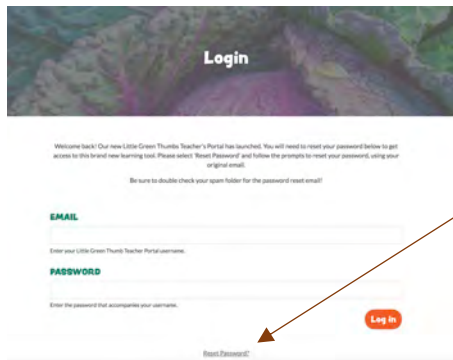
# Access the new Little Green Thumbs Teacher Portal

## Step 1. Access the Login Screen via [www.LittleGreenThumbs.org](http://www.LittleGreenThumbs.org)



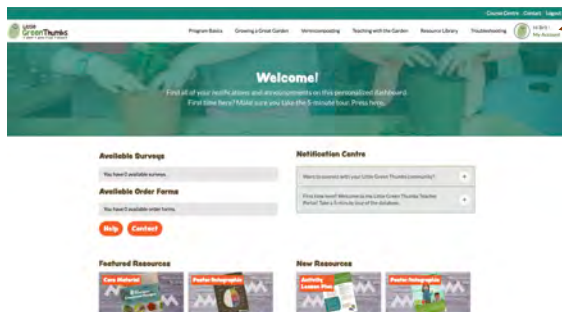
Log-in through the link in the top right corner called "Teacher Log-in".

## Step 2: Reset your password for the new Teacher Portal



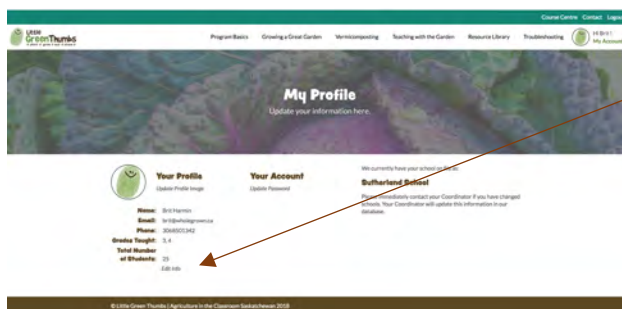
Reset your password for the new Teacher Portal by selecting Reset Password at the bottom of the screen. You will enter your email that you previously used to log-in to the website, and you will receive an email giving you access to the Teacher Portal.

## Step 3: Go to the "My Account" Page



Enter "My Account", where you will reset your password

## Step 4: Press "Edit Info" and enter a new password



Press "Edit Info", where you will be taken to a page where you can create a new password for your access for the Teacher Portal.