

# MAKE YOUR OWN GARDEN PEST STICKY TRAPS

Sticky traps are an effective way to control indoor garden pests that can damage your mature plants and seedlings. You can purchase sticky traps or you can make your own for cheap! Use sticky traps to control aphids, fungus gnats, whiteflies and other flying insects.



Try an index card or post-it note

## Materials



PETROLEUM JELLY



POPSICLE STICK



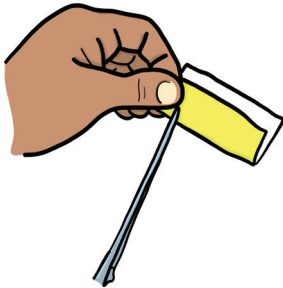
SCISSORS



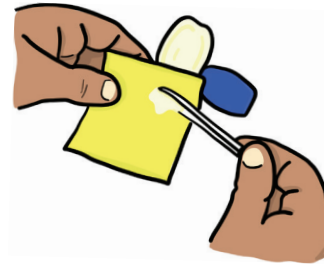
YELLOW CARDSTOCK

PESTS ARE ATTRACTED TO YELLOW, BELIEVING IT TO BE NEW PLANT GROWTH.


### STEP 1: CUT TWO SLITS IN CARDSTOCK



### STEP 2: COVER CARDSTOCK IN LAYER OF PETROLEUM JELLY



### STEP 3. SLID POPSICLE STICK THROUGH TWO SLITS



### STEP 4. PLANT YOUR STICKY TRAP IN THE SOIL OF YOUR PLANT POTS, OR LAY ON THE SOIL FLAT.

**TIP:** Use sticky traps as preventative measure! Place in your garden & check every few days for first the signs of pests.

